



SuperNO₂VA™ Et

mask and system

- Maintain upper airway patency
- Consistently capture end tidal CO₂ from either the mouth or nose

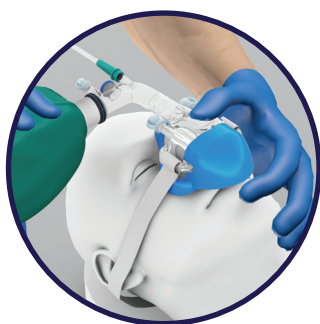
The SuperNO₂VA™ Et system, which includes the mask, 2L hyperinflation bag and other accessories including a gas sampling line, delivers positive pressure while providing access to the oral cavity.

Competitive advantage



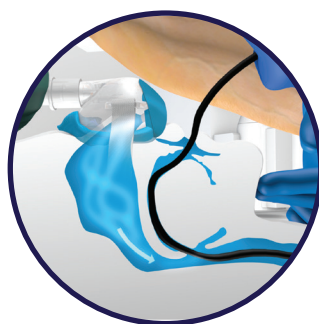
	Nasal cannula	High Flow nasal cannula	Anesthesia mask	Nasal CPAP	SuperNO ₂ VA™ Et
Oral access	●	●	○	●	●
Passive oxygenation	●	●	●	●	●
High flow O ₂	○	●	○	○	●
Rescue ventilation/RC	○	○	●	○	●
Nasal and/or Oral CO ₂ capture	◐	●	○	○	●
Additional capital equipment	Not required	●	Not required	●	Not required

PRE-OP



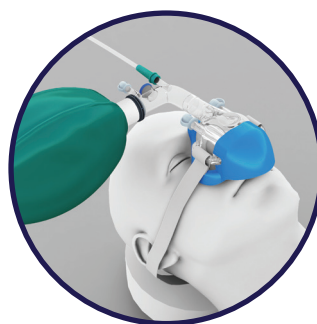
Used to maintain O₂ saturation

INTRA-OP



Deep sedation and intra-oral

POST-OP



Provides positive pressure in the PACU

EGD/TEE,
colonoscopy,
bronchoscopy,
fiberoptic intubation,
laryngoscopy,
MRI

Benefits of the SuperNO₂VA™ Et system include:

- Pre-oxygenation
- Relieve upper airway obstruction
- Assist and monitor ventilation
- Rescue ventilation
- Use during oral procedures
- Use in transport



Contact your local Vyaire representative to order.

26125 North Riverwoods Blvd, Mettawa, IL 60045, USA

vyaire.com

REONLY For U.S. distribution only.

Trademarks are the property of their respective owners.

© 2021 Vyaire. Vyaire, the Vyaire Logo and all other trademarks are property of Vyaire Medical, Inc. VYR-GBL-1900100 2.0

